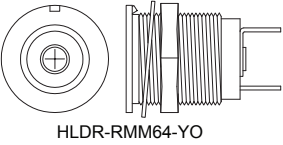
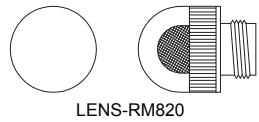

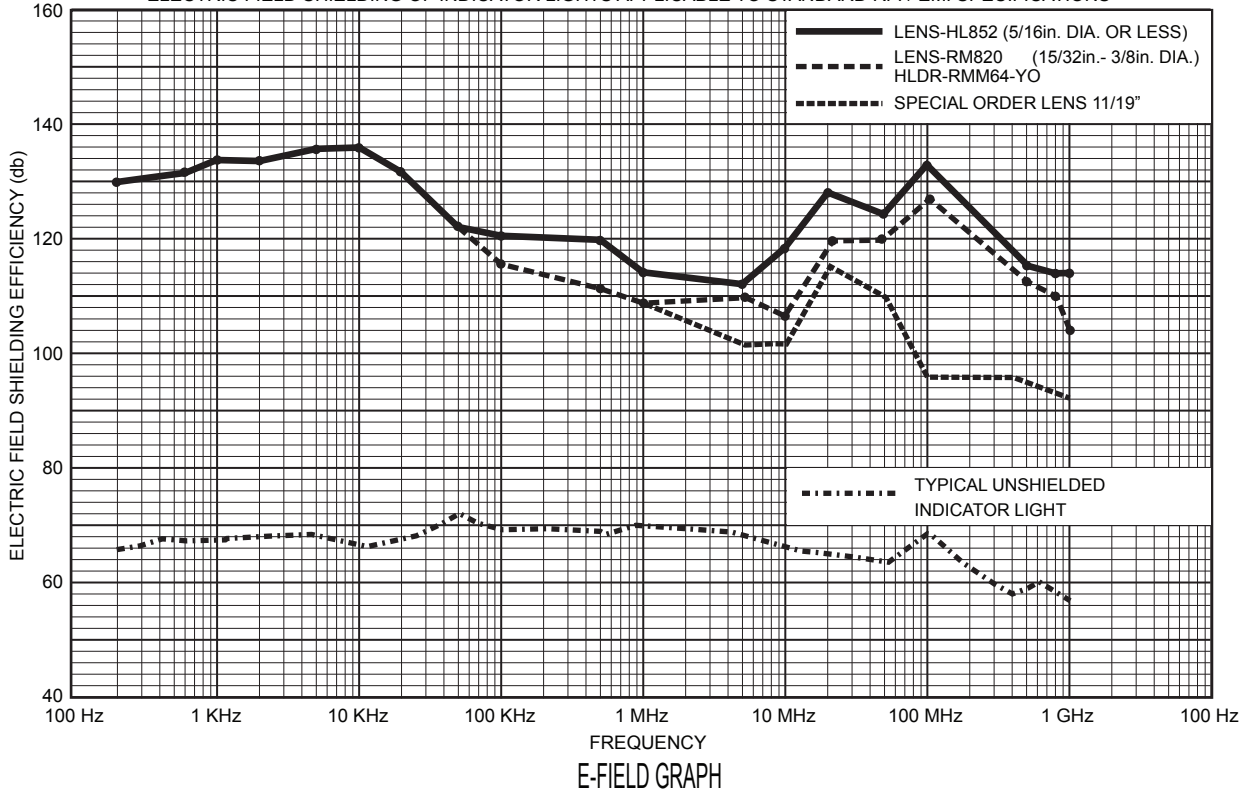


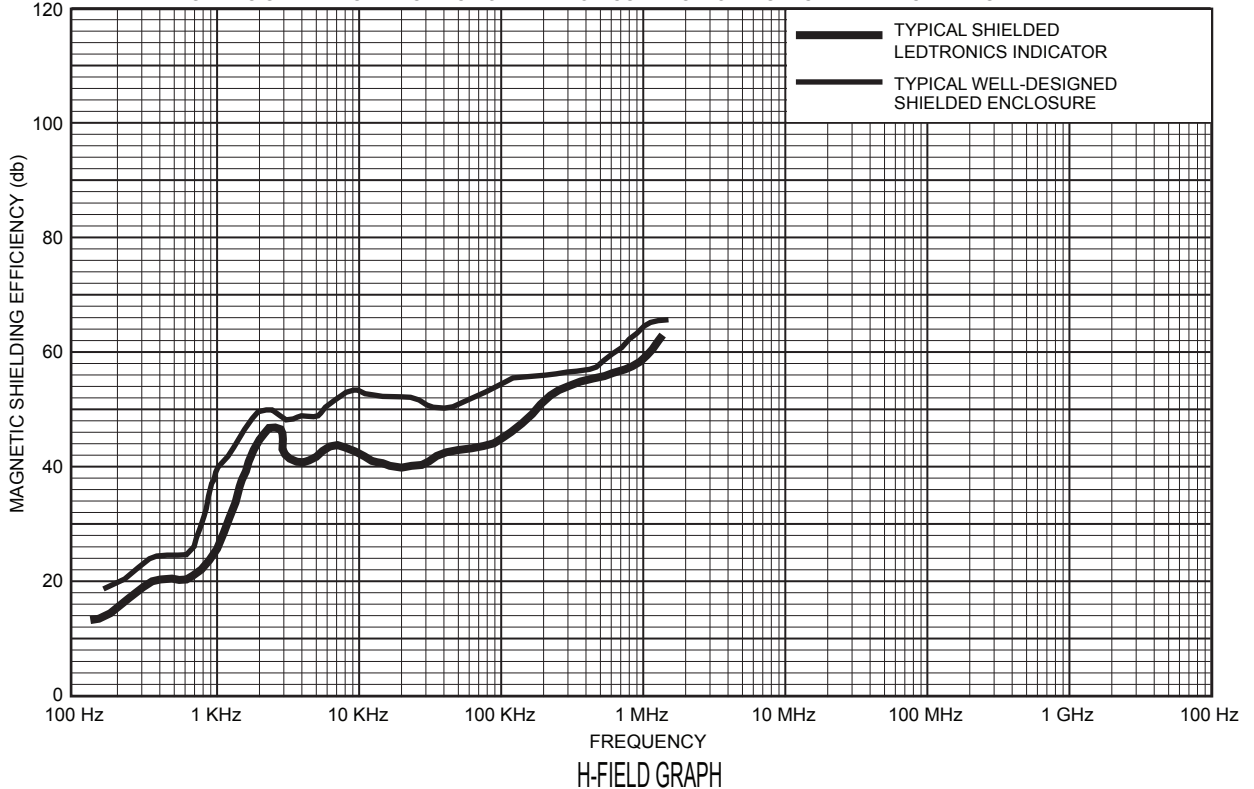
LEDTRONICS Indicator Lights with RFI/EMI shielding are tested for shielding effectiveness in both Electric (E) field and magnetic (H) field test. The curves show typical test results. The electric field test illustrates the effectiveness of the use of proper shielding and grounding techniques. Note that smaller the diameter of the unit, the greater attenuation that is achieved at the higher frequencies. This is the result of both wave guide effect of the metal housing and the reduction in area of the lens face.

The Magnetic field test is compared for reference to a well designed enclosure made of 1/4" steel. In this test the size of the indicator does not significantly change the results so that the one curve shown is typical. What this test does show are the levels that are the result of the magnetic absorption characteristics of materials normally used for electronic enclosures and that the indicator light does not greatly degrade this performance when is properly shielded.

ELECTRIC FIELD SHIELDING OF INDICATOR LIGHTS APPLICABLE TO STANDARD RFI / EMI SPECIFICATIONS



MAGNETIC SHIELDING EFFICIENCY OF LEDTRONICS INDICATOR LIGHTS REFERENCE FED-STD-222



LED[®]
LEDTRONICS, INC.[™]
 23105 KASHIWA COURT
 TORRANCE, CA 90505

-PROPRIETARY-
 This document contains Proprietary information of LEDTRONICS, INC. It may not be copied, used or disclosed for any purpose without the prior express written consent of LEDTRONICS, INC.

.XXX ± .010 TOLERANCE PER ANSI-Y14.5
 .XX ± .025 (UNLESS OTHERWISE STATED)
 ANGLES ± 0',30'
 FRACT. ± 1/32

TITLE **EMI SHIELDING EFFECTIVENESS**
LENS-HL852, LENS-RM820, HLDR-RMM64-YO

DWG NO QA0048	SCALE	SHEET 1 OF 1	DATE 12-05-06
CODE IDENT NO. 8Z410	DWG BY JAG	CHK BY QA	MNFG CUSTOMER