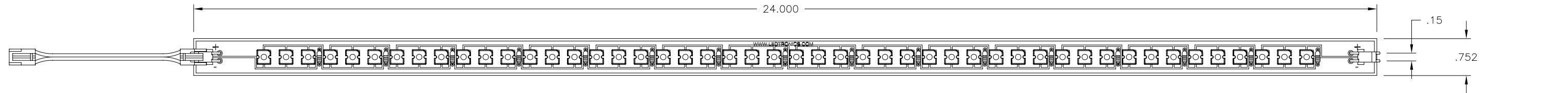
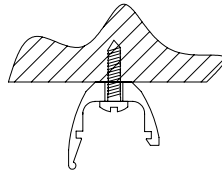
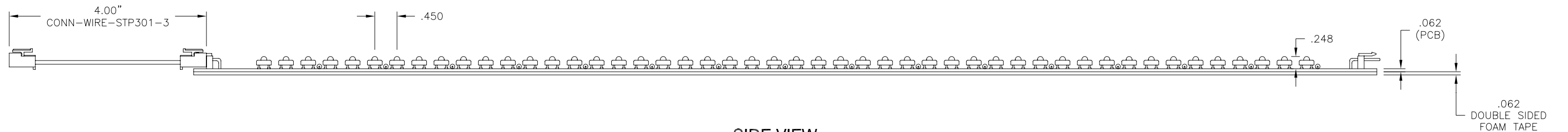


| LTR | REVISION                                     | DATE     | APPD |
|-----|----------------------------------------------|----------|------|
| A   | 041707-GP01: CHANGED mA TO 240 PER MR. LODHE | 04-25-07 | VT   |

MTG-CLIP-STP-002  
(3 REQ.)  
TO BE PACKAGED  
(SCREWS NOT SUPPLIED)



TOP VIEW



SIDE VIEW

**PCB MATERIAL:**

1. MATERIAL: ZPMV2 (NEMA FR-4), 1 OZ. COPPER 2 SIDES COMPLIANT TO (ROHS) REQUIREMENTS.
2. THICKNESS: .062
3. FINISH IMMERSION TIN
4. SOLDER COAT ALL EXPOSED COPPER USING LEAD FREE SOLDER SN96.5%, Ag3%, AND Cu0.5% TRACES ON BOTH SIDES OF PCB 0.0003 TO 0.0010 THICK.
5. FLAME CLASS: V-0
6. MEETS UL796 DSR: ALL

**WIRE MATERIAL:**

1. AWG22 RED/BLACK WIRE

**CONNECTOR MATERIAL:**

1. PLASTIC



| REVISION NOTIFICATION    |                |
|--------------------------|----------------|
| <input type="checkbox"/> | PMA            |
| <input type="checkbox"/> | UL             |
| <input type="checkbox"/> | CUSTOMER _____ |
| <input type="checkbox"/> | OTHER          |

|                     |         |     |       |       |            |                                                                                                                                                                                                                          |                                                                                                                            |                                      |                |        |          |          |     |          |
|---------------------|---------|-----|-------|-------|------------|--------------------------------------------------------------------------------------------------------------------------------------------------------------------------------------------------------------------------|----------------------------------------------------------------------------------------------------------------------------|--------------------------------------|----------------|--------|----------|----------|-----|----------|
|                     |         |     |       |       |            | <p><b>-PROPRIETARY-</b><br/>This document contains Proprietary information of LEDTRONICS, INC. It may not be copied, used or disclosed for any purpose without the prior express written consent of LEDTRONICS, INC.</p> |                                                                                                                            | <p><b>TITLE</b> STP324C-XPW-012V</p> |                |        |          |          |     |          |
| STP324C-XPW-012V    | 12VDC   | 240 | 3.84  | 6500K | 85/90°     | 12 VDC                                                                                                                                                                                                                   | 240 TYP.                                                                                                                   | DWG NO                               | SCALE          | SHEET  | DATE     |          |     |          |
| LEDTRONICS PART NO. | VOLTAGE | mA  | WATTS | COLOR | VIEW ANGLE | SET VOLTAGE                                                                                                                                                                                                              | READ mA                                                                                                                    | T5000002-CUST                        | 1:2            | 1 OF 1 | 10-16-06 |          |     |          |
|                     |         |     |       |       |            |                                                                                                                                                                                                                          | <p>.XXX ± .010 TOLERANCE PER ANSI-Y14.5<br/>.XX ± .025 (UNLESS OTHERWISE STATED)<br/>ANGLES ± 0°,30'<br/>FRACT. ± 1/32</p> |                                      | CODE IDENT NO. | DWG BY | CHK BY   | QA       | MFG | CUSTOMER |
|                     |         |     |       |       |            |                                                                                                                                                                                                                          |                                                                                                                            |                                      | 8Z410          | GP     | 04-27-07 | 04-27-07 |     |          |